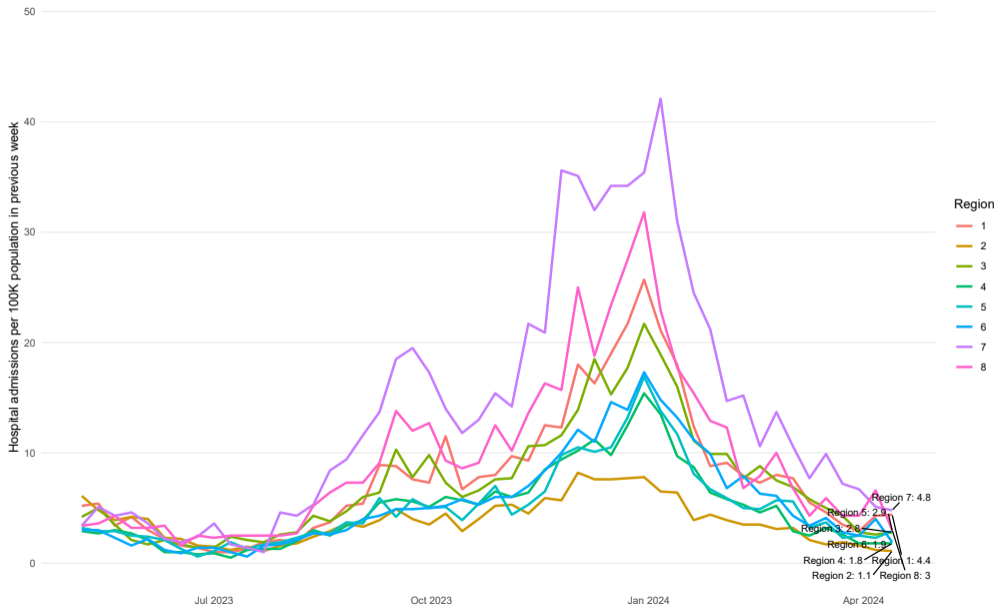


Greater Cincinnati COVID-19 Situational Awareness*

April 19, 2024

*This information is provided "as-is." The Health Collaborative and its partners make no representation or warranty, express or implied, including without limitation any warranties of merchantability, fitness for a particular purposes, non-infringement, or warranties as to the quality, accuracy, or completeness of the information. Any use or reliance on this information is at the user's sole risk.

New COVID-19 hospital admissions per 100K population per week by Ohio Region



Weekly new Covid-19 cases per 100,000 people in each county with CDC Level of Transmission

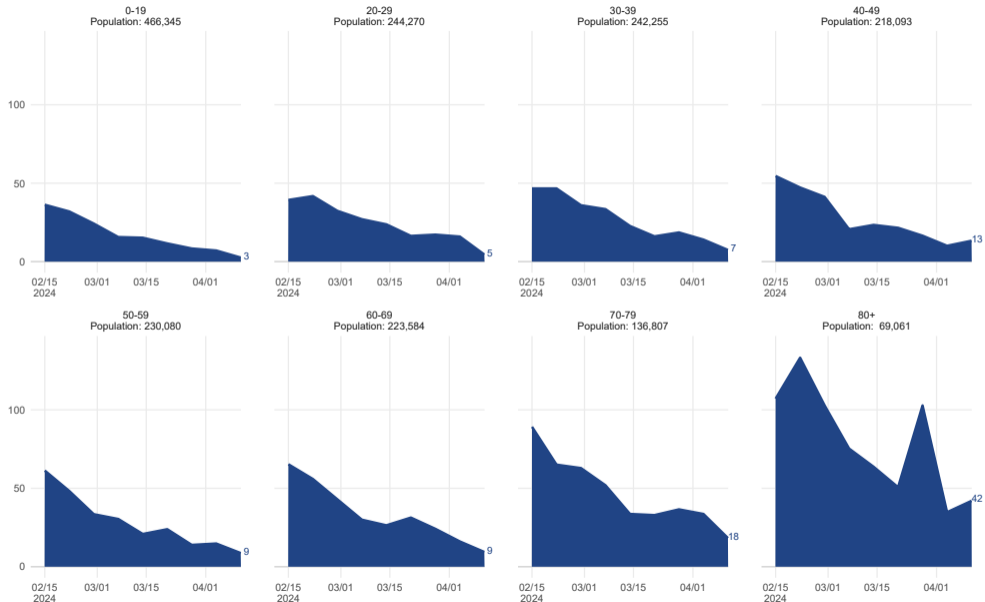
Label indicates highest weekly incidence in the last two weeks, preliminary data from the last two weeks should be considered a floor for the eventual case count



Colors indicate CDC Level of Transmission: Low (0-9.99); Moderate (10.00-49.99); Substantial (50.00-99.99); and High (greater than or equal to 100.00). The Community Level indicator from the CDC uses the cutoff of 200 cases per 100k
 Source: ODH COVID-19 Dashboard

Weekly new Covid-19 cases by onset date per 100,000 by age group in Southwestern Ohio

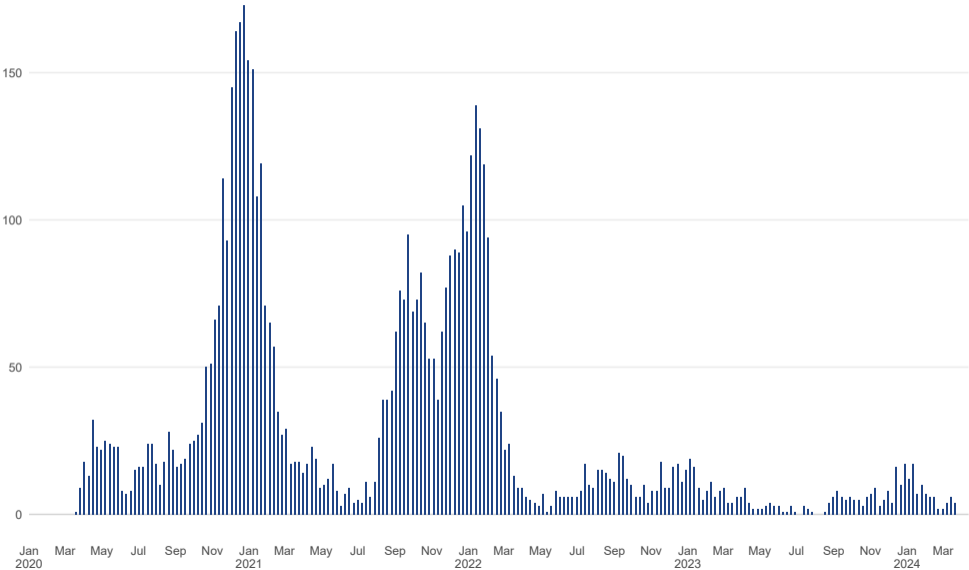
Label indicates highest Weekly incidence in the last two weeks. Counts from the last two weeks should be considered a floor for the eventual case count



Source: ODH COVID-19 Dashboard updated on 04/11/2024. Population estimates from US Census Population Estimates Program, Vintage 2019

There have been 5,797 deaths due to COVID-19 in Southwestern Ohio

Weekly COVID-19 deaths. Reports of deaths tend to lag 1-2 months



Source: ODH, Verified deaths by county of residence, https://odh.ohio.gov/static/covid19/dashboards/csv/COVIDDeathData_CountyOfResidence.csv, pulled on: 2024-04-19